

## **Campus Safety**

### **Annual Security Reports**

- [Annual Security Report \(September 2023\)](#) [1]
- [Annual Security Report \(September 2022\)](#) [2]
- [Annual Security Report \(Revised December 2021\)](#) [3]
- [Annual Security Report \(October 2021\)](#) [4]

### **Campus Emergency Information**

- [Emergency Operations Plan & Procedures \(EOPP\)](#) [5]
- [GCC Emergency Procedures](#) [6]
- [GCC Fire Emergency Evacuation Map](#) [7]
- [Nuclear Blast Information](#) [8]
- [How to Use a Fire Extinguisher](#) [9]
- [RUN. HIDE. FIGHT.® Surviving an Active Shooter Event](#) [10]
- [The Coming Storm – An FBI Production](#) [11]
- [The Coming Storm - Inclement Weather Procedures](#) [12]

### **Procedures & Policies:**

- [Sexual Misconduct Complaint Procedures](#) [13]
- [Sexual Assault, Rape and Abuse Information](#) [14]
- [AY 2022-2023 Annual Drug and Alcohol Abuse Disclosure](#) [15]

### **Community Information**

- [Title IX Federal Law](#) [16]
- [Guam VARO](#) [17]
- [\(Victim Advocates Reaching Out\)](#) [17]
- [Healing Heart Rape Crisis Center](#) [18]

GUAMCOMMUNITYCOLLEGE

# FIRE EMERGENCY EVACUATION MAP





In case of a fire emergency, go to the designated meeting area. Please help those who are in need of assistance.

**► FIRING RANGE**

- Building 500
- Building 600
- Building 900
- Building 1000
- Building 2000

**► PARKING LOT B**

- Building C
- Building D
- Crime Lab Annex

**► PARKING LOT C**

- Building E
- Building 300 (MPA)
- Building 400
- Cafe

**► PARKING LOT J**

- Building A
- Building B
- Building 3000
- Building (LRC) 4000
- Building 5000
- Building (F) 6000

**GCC EMERGENCY CONTACT INFORMATION**

Student Support Services (671)735-5555

Environmental Health & Safety (671)788-2223


Health Services Center (671)735-5586

**LIFE-THREATENING SITUATIONS**

## CALL 911

Aug. 2023

[19]



## BOMB THREAT

**STEPS TO TAKE**

- Follow instructions given by GCC Officials or Guam Fire/Police Department.
- Exit the building at the sound of the alarm. Refer to the Fire Emergency Evacuation Map.
- Wait for the "ALL CLEAR" signal from GCC Officials or Mass Notification System.

**STEPS TO TAKE IF YOU RECEIVE THE CALL**

**Calmly ask these questions**

- Where is it?
- How much time do we have?
- What does it look like?
- Why are you doing this?
- Where are you calling from?
- What is your name?

**Identify**

- Gender of the caller
- Type of accent
- Background noise of caller's location


**Inform appropriate personnel**


Call 911 and report the information that was gathered then notify GCC Student Support Services at (671)735-5555 and update them of the situation.

## CAMPUS MAP

SUBSCRIBE TO GCC TEXT ALERTS  
[guamcc.edu/TextMe](https://guamcc.edu/TextMe)

DOWNLOAD MAP:  
[guamcc.edu/campusmap](https://guamcc.edu/campusmap)





## Campus Guide to EMERGENCY PROCEDURES

**EMERGENCY CONTACT INFORMATION**

GUAM POLICE/FIRE DEPARTMENT

# 911

STUDENT SUPPORT SERVICES  
(671)735-5555

ENVIRONMENTAL HEALTH & SAFETY  
(671)788-2223

HEALTH SERVICES CENTER  
(671)735-5586

9/23

[20]

## **FIRE**

### **UPON DISCOVERING A FIRE, CALL OUT "FIRE!"**

Evacuate everyone from the affected area and close the door where the fire is located. Pull the fire alarm nearest to you. Help those who need assistance.

### **CALL 911.**

Quickly but clearly, give the name and location of the building on fire.

### **WALK, DON'T RUN OUT.**

### **DO NOT USE ANY ELEVATOR.**

**DO NOT RETURN TO A BUILDING** that has been evacuated. Wait for "ALL CLEAR!" signal from GCC Officials or Mass Notification System.



## **ACTIVE SHOOTER**

It's an unfortunate reality of the times we live, where active shooters continue to exist. Still, schools must prepare for an active shooter on campus and consider how to respond should a tragedy occur. Every situation is different. We encourage our campus community always to be prepared.

### **CALL 911 and EVACUATE IF POSSIBLE**

- Have an escape route and plan in mind.
- Evacuate regardless of whether others agree to follow you.
- Leave your belongings behind.
- Help others escape if possible.
- Do not attempt to move wounded people.
- Prevent others from entering an area where the active shooter could be located.
- Keep your hands visible.
- Follow the instructions of any police officers.

### **HIDE HIDE HIDE AND TRY TO REMAIN CALM**

If evacuation is impossible, hide where the shooter is less likely to find you and out of the active shooter's view. Hide behind or under large furniture but do not restrict your movement.

**CALL 911** if possible to alert the police to the active shooter's location. If you cannot speak, leave your phone on and allow the dispatcher to listen.

If the active shooter is nearby, **STAY QUIET, KEEP YOUR PHONE SILENT** or turn any other source of noise.

To prevent an active shooter from entering your hiding place, lock the door if possible and blockade it with heavy furniture.

### **AS A LAST RESORT, TAKE ACTION AGAINST THE ACTIVE SHOOTER**

- Act as aggressively as possible against them.
- Throw items and improvise weapons.
- Yell and commit to your actions.

## **EARTHQUAKE**

### **IF YOU ARE INDOOR**

### **DROP, COVER & HOLD ON**



- If you are not near a strong table or desk, drop to the floor against an interior wall and cover your head and neck with your arms.
- Avoid windows, hanging objects, mirrors, tall furniture, large appliances and cabinets filled with heavy objects.
- **DO NOT** try to run out of the structure during strong shaking.
- Do not use elevators.
- If you use a wheelchair, lock the wheels and cover your head.

### **IF YOU ARE OUTDOOR**

- **STAY AWAY** from buildings.
- Avoid power lines and trees.
- If you are on the beach, move to **HIGHER GROUND**. Earthquakes can cause a tsunami.